1. Which of the following graphs illustrates a one-to-one relationship?

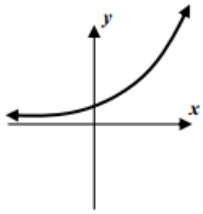
(1)

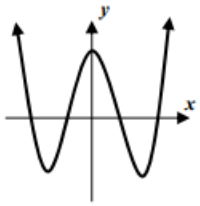
(2)

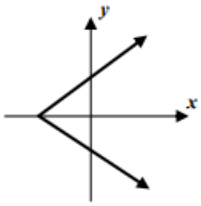
(3)

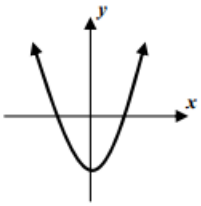
(4)

2. Which of the following graphs does *not* represent that of a one-to-one function?

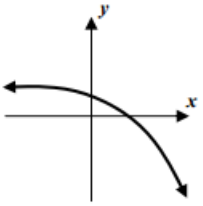
(1)

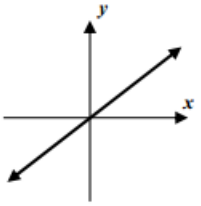
(2)

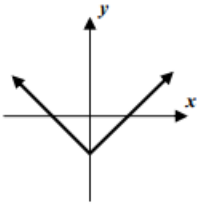
(3)

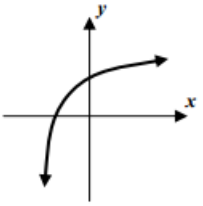
(4)

3. In which of the following graphs is each input *not* paired with a *unique* output?

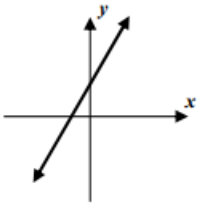
(1)

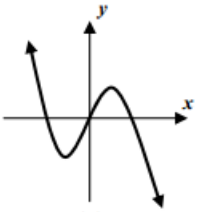
(2)

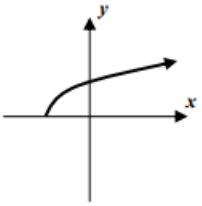
(3)

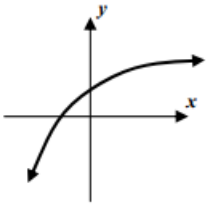
(4)

4. Which of the following functions would have an inverse that is also a function?

(1)

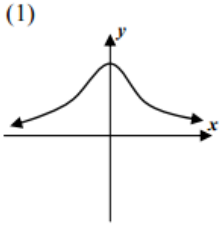

(2)

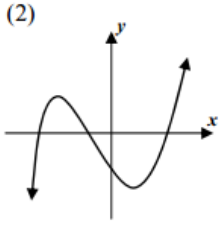

(3)

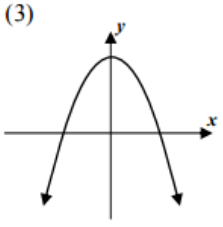

(4)

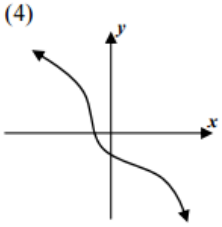

Which of the following tables illustrates a relationship in which y is a one-to-one function of x?

(1)

x	y
-2	-1
0	-3
2	-1
4	1
6	3

(2)

x	y
-2	-8
-1	-1
0	0
1	1
2	8

(3)

x	y
-2	-5
-1	-4
0	-1
-1	7
-2	5

(4)

x	y
-2	11
-1	-4
0	-5
1	-4
2	11

Find the inverse of the given function.

5. $f = \{(1,3), (2,-5), (3,6)\}$

6. $g = \{(-4,1), (-3,2), (0,0), (1,10)\}$

7. $h = \{(-1,-1), (0,0), (3,3), (6,6)\}$

8.

x	y
-3	-2
-1	2
0	4
1	6
3	8

9.

x	y
-3	0
1	2
6	3
13	4
22	5

10. $f(x) = 3x - 7$

11. $g(x) = -4x + 5$

12. $h(x) = \frac{2}{5}x + 6$

13. $f(x) = \frac{3x+4}{7}$

14. $g(x) = \frac{1}{4}x + 6$

15. $g(x) = -3x - 10$